


Trial Scheme of Enhanced Facilities at Zebra Crossings

Enhanced Facilities at Zebra Crossings



1
Halo with flashing yellow light



2
Post with flashing white bands


Goals

1. Increase conspicuousness of the zebra crossing
2. Remind motorists to stop and give way




Existing yellow globe on black and white post

Illustrations of Enhanced Facilities at Zebra Crossings



1
From Motorists



2
From Pedestrians

Safety Tips on Using Zebra Crossings

Motorists

- When approaching a zebra crossing, be ready to slow down or stop to let pedestrians to cross.
- Must give way to anyone who has stepped onto a zebra crossing.
- Never park, carry out loading/ unloading, or overtake within zebra controlled area.

Pedestrians

- If necessary, put a small step on the crossing to indicate to coming drivers that you wish to cross.
- Make sure that the traffic has stopped before starting to cross.